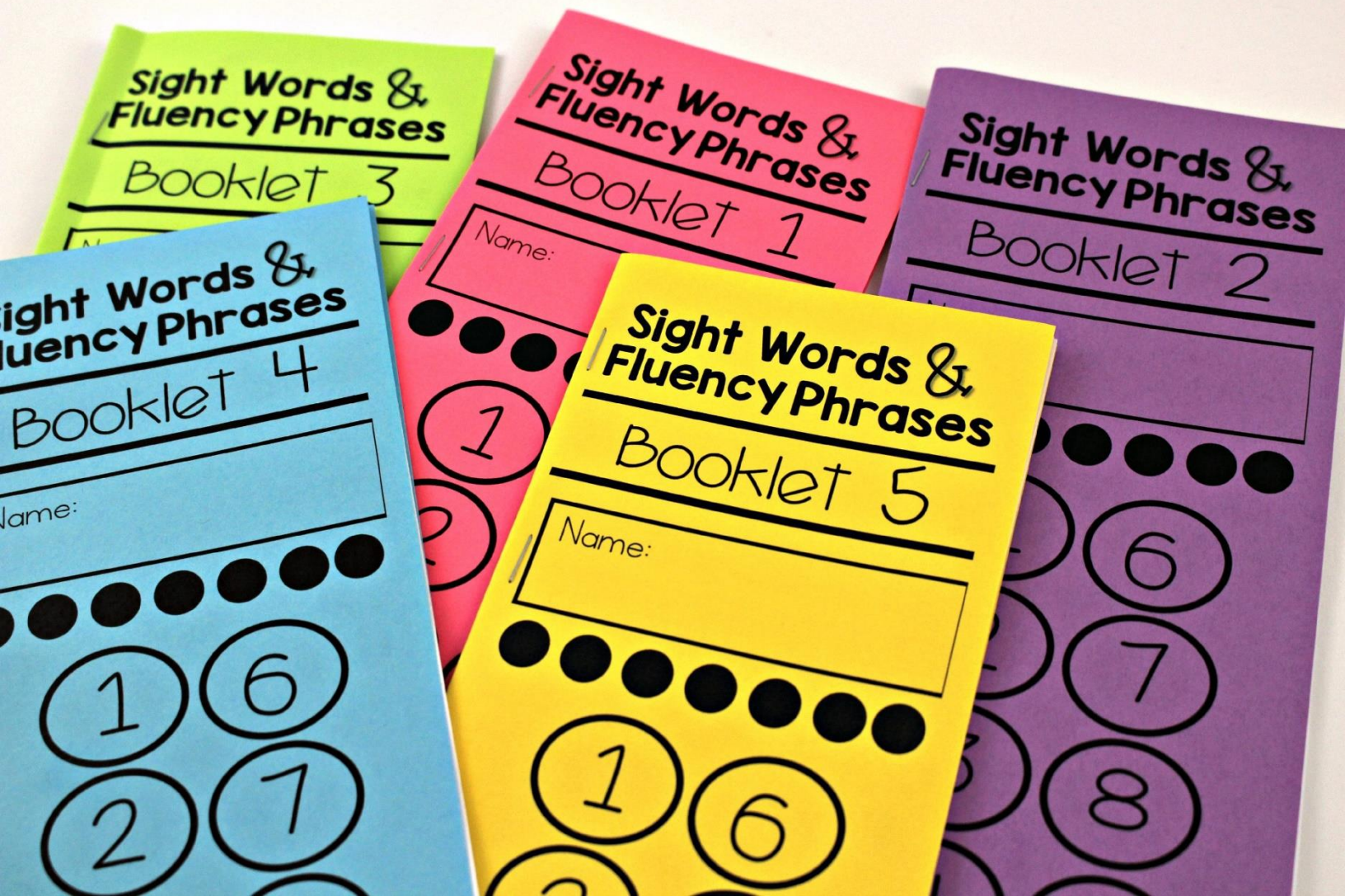


Sight Words & fluency phrases

Booklets for each Fry's 100 word lists

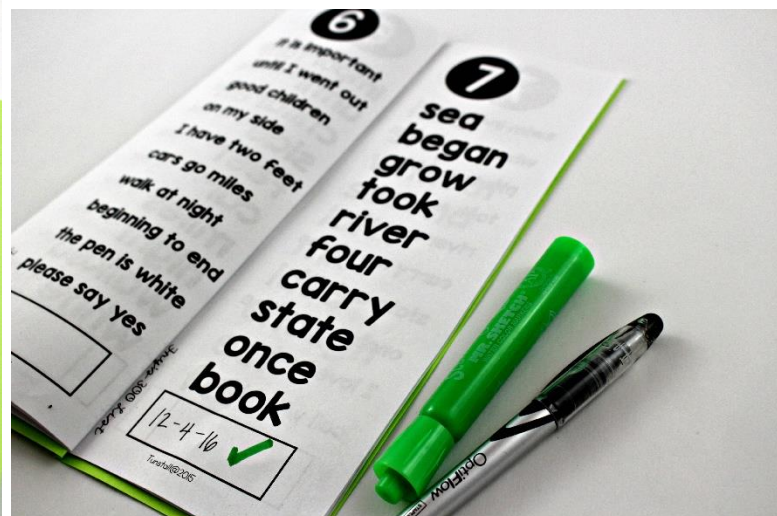


Information:



- Perfect for book box or take home book bag.
- Provides targeted practice.

Each Booklet contains 100 words and phrases in order of difficulty.

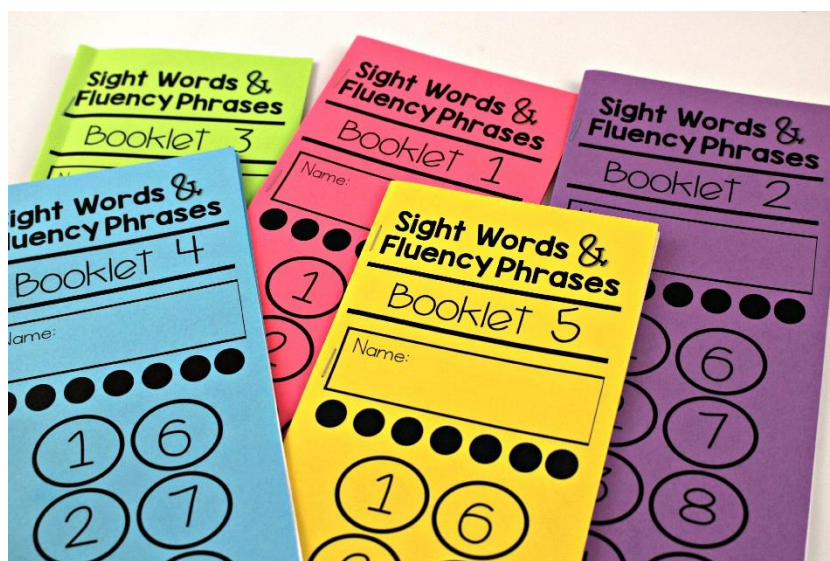


To Print:




Print each booklet cover on cardstock (color-coding levels recommended)

Print each booklet's pages double sided.

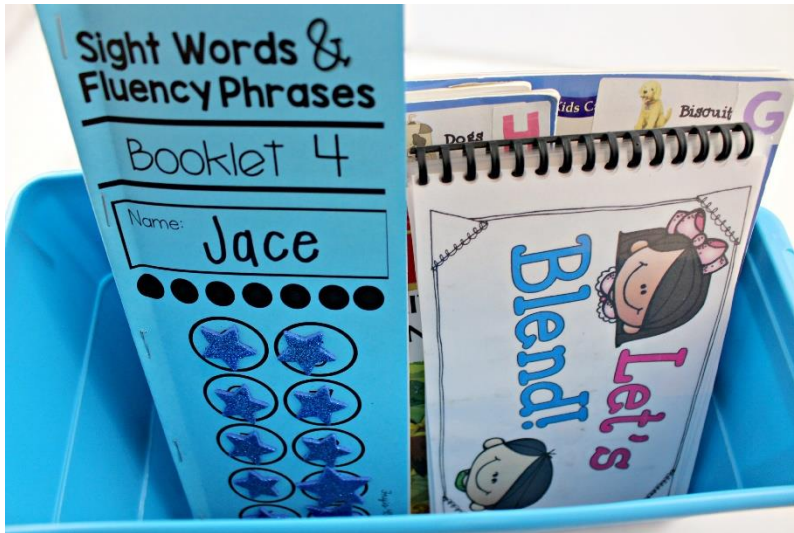


Next, fold the entire set of booklet pages so that the first word list is showing on the front.

Tuck that folded group into the cover and staple.

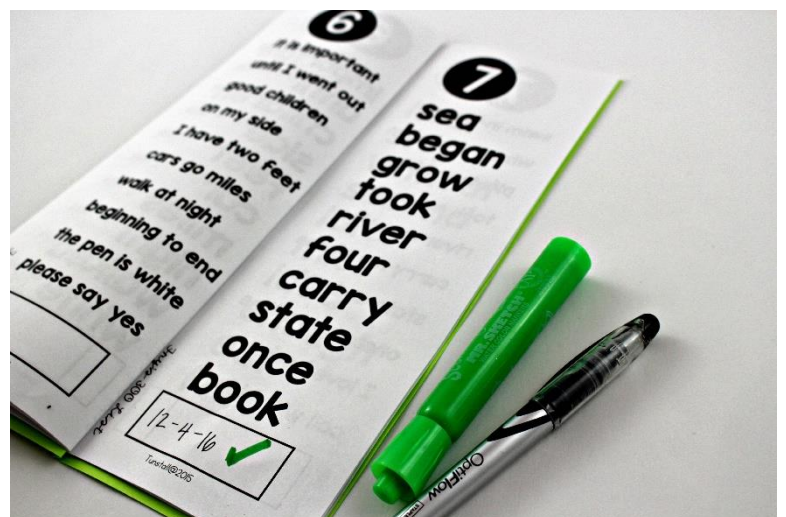




Tracking:



Students work through each booklet at their own pace.

Use stickers, markers, pen, date stamp, or anything to track progress for each list and on the cover.



Benefits:

- **systematic practice towards mastering 500 Fry's sight word and fluency phrases!**
- **Homework, small group, & RTI ready!**
- **500 leveled sight words and corresponding phrases in a friendly motivating format**
- **Data and accountability ready for both teacher and student.**



Dear Parents,

During this school year, your child will be learning sight words. In order to track your child's progress, we will be using easy and fun sight word booklets. Each sight word booklet has 100 sight words. Each page has a list of words on the front, with phrases on the back. Students will practice each word list and phrases (front and back) to "test" for mastery.

When practicing these words with your child, be sure to jump around the list to ensure your student isn't just memorizing the words in order. When testing, I may not test the words and phrases in order. In order to pass, students must know these words and phrases by sight and not have to stop to sound them out.

Each time your child passes a set of words and phrases, we will place a sticker on the cover of the book!

Thank you,





Student:

Book One: I-100

the
of
and
a
to
in
is
you
that
it

at
be
this
have
from
or
one
had
by
words

there
use
an
each
which
she
do
how
their
if

some
her
would
make
like
him
into
time
has
look

my
then
first
water
been
called
who
am
its
now


he
was
for
on
are
as
with
his
they
I

but
not
what
all
were
we
when
your
can
said

will
up
other
about
out
many
then
them
these
so

two
more
write
go
see
number
no
way
could
people

fill
long
down
day
did
get
come
made
may
part






Student:

Book Two: 101-200

over	name	boy	such	change
new	good	following	because	off
sound	sentence	came	turn	play
take	man	want	here	spell
only	think	show	why	air
little	say	also	asked	away
work	great	around	went	animals
know	where	farm	men	house
place	help	three	read	point
years	through	small	need	page
live	much	set	land	letters
me	before	put	different	mother
back	line	end	home	answer
give	right	does	us	found
most	too	another	move	study
very	means	well	try	still
after	old	large	kind	learn
thing	any	must	hand	should
our	same	big	picture	America
just	tell	even	again	world






Student:

Book Three: 201-300

high	light	life	sea	watch
every	thought	always	began	far
near	head	those	grow	Indians
add	under	both	took	really
food	story	paper	river	almost
between	saw	together	four	let
own	left	got	carry	above
below	don't	group	state	girl
country	few	often	once	sometimes
plants	while	run	book	mountains
last	along	important	hear	cut
school	might	until	stop	young
father	close	children	without	talk
keep	something	side	second	soon
trees	seemed	feet	later	list
never	next	car	miss	song
started	hard	miles	idea	being
city	open	night	enough	leave
earth	example	walked	eat	family
eyes	beginning	white	face	it's






Student:

Book Four: 301-400

body	usually	hours	five	cold
music	didn't	black	step	cried
color	friends	products	morning	plan
stand	easy	happened	passed	notice
sun	heard	whole	vowel	south
questions	order	measure	true	sing
fish	red	remember	hundred	war
area	door	early	against	ground
mark	sure	waves	pattern	fall
dog	become	reached	numeral	king

horse	top	listen	table	town
birds	ship	wind	north	I'll
problem	across	rock	slowly	unit
complete	today	space	money	figure
room	during	covered	map	certain
knew	short	fast	busy	field
since	better	several	pulled	travel
ever	best	hold	draw	wood
piece	however	himself	voice	fire
told	low	toward	seen	upon






Student:

Book Five: 401-500

done	front	stay	warm	object
English	feel	green	common	bread
road	fact	known	bring	rule
halt	inches	island	explain	among
ten	street	week	dry	noun
fly	decided	less	though	power
gave	contain	machine	language	cannot
box	course	base	shape	able
finally	surface	ago	deep	six
wait	produce	stood	thousands	size
correct	building	plane	yes	dark
oh	ocean	system	clear	ball
quickly	class	behind	equation	material
person	note	ran	yet	special
became	nothing	round	government	heavy
shown	rest	boat	filled	fine
minutes	carefully	game	heat	pair
strong	scientists	force	full	circle
verb	inside	brought	hot	include
stars	wheels	understand	check	built



Thank You!


If you have questions, comments, or problems with this packet please contact me by email :

reagan.tunstall@gmail.com

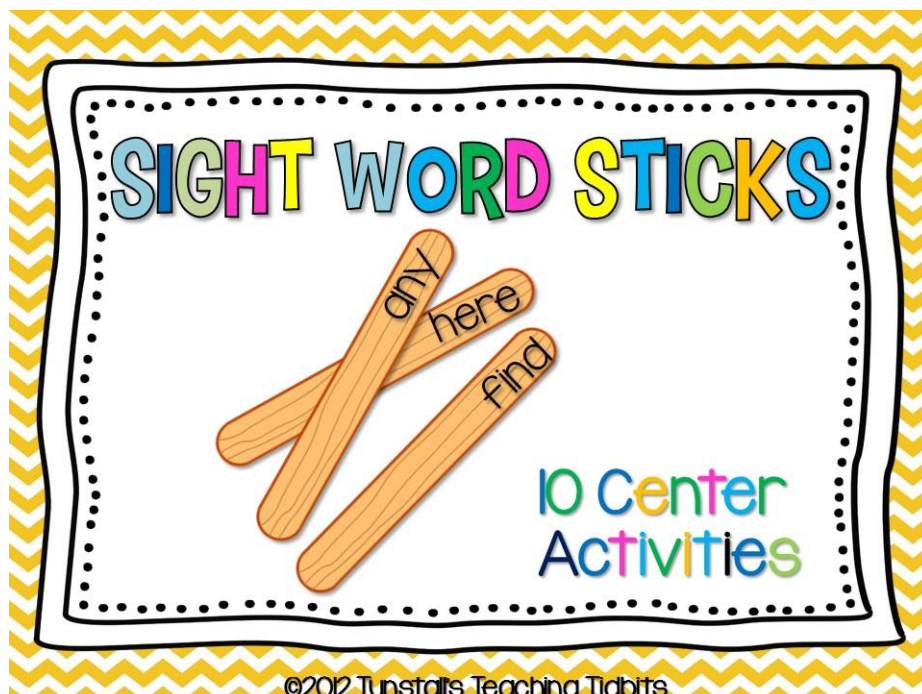
You can visit my blog for more ideas and lesson plans

Tunstall's Teaching Tidbits

CREDITS



Sight Word Centers



©2012 Tunstall's Teaching Tidbits

©2015 Tunstall's Teaching Tidbits